
	TAN BURRUP PROJECT	02080	 TECNICAS REUNIDAS
	EMERGENCY RESPONSE MANAGEMENT PLAN (Construction Environmental Management Plan)	PAGE 1 OF 38	
	2-250-329-PRO-TRE-0113	REV.: 02	

## EMERGENCY RESPONSE MANAGEMENT PLAN (Construction Environmental Management Plan)

### REVISION CONTROL PAGE

#### MAIN DOCUMENT

<u>REV.</u>	<u>DATE</u>	<u>DESCRIPTION</u>	<u>COMMENTS</u>
00	09-JUL-2012	Issue for approval	
01	31-AUG-2012	Final Issue	COMPANY's comments included
02	20-SEP-2012	Final Issue	COMPANY's comments included





#### ATTACHMENTS



<u>DOCUMENT CODE</u>	<u>DESCRIPTION</u>	<u>REV.</u>
----------------------	--------------------	-------------

#### TEMPLATES

<u>DOCUMENT CODE</u>	<u>DESCRIPTION</u>	<u>REV.</u>
----------------------	--------------------	-------------



Doc. Category: 1

PREPARED	REVIEWED	APPROVED	CHECKED
L. Díaz Barrera	R. del Campo	A. López	I. Rodríguez
			



	<b>TAN BURRUP PROJECT</b>	02080	
	<b>EMERGENCY RESPONSE MANAGEMENT PLAN (Construction Environmental Management Plan)</b>	PAGE 2 OF 38	
	2-250-329-PRO-TRE-0113	REV.: 02	

## **TABLE OF CONTENTS**

1.	PURPOSE	4
2.	SCOPE	4
3.	DEFINITIONS AND ACRONYMS	5
3.1	Definitions	5
3.2	Acronyms	6
4.	DEVELOPMENT	7
4.1	ERMP Objective	8
4.2	Organization: Roles and Responsibilities	8
4.2.1	CONTRACTOR Site Manager	9
4.2.2	CONTRACTOR Construction Manager	10
4.2.3	CONTRACTOR Site HSE Manager	10
4.2.4	SUBCONTRACTOR HSE Manager / Officer	11
4.2.5	Employees	12
4.3	Emergency Scenarios	13
4.3.1	Fire on site	13
4.3.2	Accidents on site (medical emergency)	15
4.3.3	Chemical spills and / or unplanned releases	17
4.3.4	Traffic accident	17
4.3.5	Damage to production infrastructures	18
4.3.6	Neighbour Operating Plant Emergency	19
4.3.7	Security threat	19
4.3.8	Cyclonic events	20
4.3.9	Lightning strike	21
4.3.10	Dangerous goods on site	21
4.3.11	Mechanical damage to equipment and infrastructure	21
4.4	Communication during an Emergency	22
4.5	Actions to be Taken "In Case of an Emergency"	25
4.6	Emergency Resources	26
4.6.1	Fire fighting	27
4.6.2	Medical attention	27
4.6.3	Chemical emergency	28

	<b>TAN BURRUP PROJECT</b>	02080	
	<b>EMERGENCY RESPONSE MANAGEMENT PLAN (Construction Environmental Management Plan)</b>	PAGE 3 OF 38	
	2-250-329-PRO-TRE-0113	REV.: 02	

4.7	Evacuation Procedure	28
4.7.1	Emergency Assembly Areas	29
4.7.2	Head Counting	29
4.7.3	Post Emergency Evacuation	30
4.7.4	Emergency Controlled	31
4.8	Training	32
4.9	Drills	33
4.10	Emergency Investigation and Report	33
4.11	Emergency Contact Numbers	34
5.	REFERENCES	37
5.1	CLIENT SPECIFICATIONS AND PROCEDURES	37
5.2	LEGISLATION	37
5.3	PROJECT RELEVANT HSE PROCEDURES	38

	TAN BURRUP PROJECT	02080	
	<b>EMERGENCY RESPONSE MANAGEMENT PLAN (Construction Environmental Management Plan)</b>	PAGE 4 OF 38	
	2-250-329-PRO-TRE-0113	REV.: 02	

## 1. PURPOSE



This Emergency Response Management Plan is developed and issued to manage unplanned events and emergencies in an appropriate manner so as to ensure potential impact due to any emergency that may arise during Construction, Pre-Commissioning, Commissioning and Start Up of the TAN BURRUP Project is reduced to ALARP level. The purpose is therefore to outline the responsibilities and appropriate actions aiming to protect the people, asset and environment, to limit the consequences of and recover from an emergency should it occur and also to outline the actions and procedure to notify, communicate and assist with neighbouring facilities in the event that the emergency would affect offsite facilities.

This document is issued following the Public Environmental Report commitments and in compliance with the requirements set forth in the Commonwealth Approval, condition 7(c) and all applicable statutory laws and regulations, COMPANY Corporate and Project requirements and CONTRACTOR requirements. The present Emergency Response Management Plan must be understood as part of the global Construction Environmental Management Plan.

***NOTE. This revision shall be updated and completed when activities start and the specific CONTRACTOR team and necessary resources are assigned to the site so as to include names, phone numbers, plot plan muster points established, etc.***

## 2. SCOPE

This document covers all possible emergency situations due to CONTRACTOR and its SUBCONTRACTORS activities that may occur in the TAN BURRUP Construction Site where CONTRACTOR's scope of work activities are to be performed. It applies to all workers, management personnel, third parties or visitors entering the site.

	<b>TAN BURRUP PROJECT</b>	02080	
	<b>EMERGENCY RESPONSE MANAGEMENT PLAN (Construction Environmental Management Plan)</b>	PAGE 5 OF 38	
	2-250-329-PRO-TRE-0113	REV.: 02	



Any emergency situation arisen because of the neighbour YPFPL plant in operation shall be subject to the BFPL Emergency Response Management Plan and will be commanded by BFPL designated personnel, with CONTRACTOR collaboration and coordination should the TAN BURRUP site be affected in any manner.

This Project will be performed by means of modular construction and therefore, this Construction Emergency Response Management Plan is applicable to all activities to be performed by CONTRACTOR and any of its SUBCONTRACTORS as part of the Construction, Pre-Commissioning, Commissioning and Start Up phases of the TAN Burrup Project in the Construction Site at the Burrup Peninsula where the modules are going to be installed, erected and hooked up. For any emergency situation arisen in the yard(s) where modules are being construction a different document will be applicable.

### **3. DEFINITIONS AND ACRONYMS**

#### **3.1 Definitions**



<b>COMPANY</b>	Burrup Nitrates Pty Ltd
<b>CONTRACTOR</b>	Técnicas Reunidas S.A. (TR)
<b>ASSEMBLY AREA / MUSTER POINT</b>	A safe place where personnel on site can be gathered in the event of an emergency. It may serve as shelter where people might have to refuge from ammonia leak or put some extra PPE on.
<b>CONSTRUCTION ENVIRONMENTAL MANAGEMENT PLAN</b>	Document issued by CONTRACTOR to describe in detail how construction activities are going to be dealt with in order to minimize environmental impact.

	<b>TAN BURRUP PROJECT</b>	02080	
	<b>EMERGENCY RESPONSE MANAGEMENT PLAN (Construction Environmental Management Plan)</b>	PAGE 6 OF 38	
	2-250-329-PRO-TRE-0113	REV.: 02	

<b>EMERGENCY</b>	A situation that is beyond the ability of one person to resolve and /or has caused or has a potential to result in harm to people, the community, the environment, reputation or plant and property asset.
<b>EMERGENCY RESPONSE</b>	Combination of steps and actions carried out to manage an unplanned event or situation that may pose risk to people, assets or the environment and to achieve recovery from that event.
<b>ENVIRONMENTAL EMERGENCY</b>	Unplanned event that impacts negatively on the environment in any way, including outside the construction site area.
<b>LEASE AREA</b>	The entire lease area (Lot 3011), including the undisturbed area and the plant site.
<b>MAJOR ACCIDENT EVENT (MAE)</b>	Accidental event that can give rise to multiple fatalities or significant property and/or environmental damage.
<b>OFFSITE IMPACTS</b>	Environmental impacts in the undisturbed area or outside the lease area.
<b>PLANT SITE</b>	Area within the disturbance boundary.
<b>PROJECT</b>	TAN Burrup Project.
<b>SUBCONTRACTOR</b>	Organizations which, under the co-ordination of CONTRACTOR, perform construction and erection activities for the project.

### 3.2 Acronyms

<b>ALARP</b>	As Low As Reasonably Practicable
<b>ASAP</b>	As Soon As Possible
<b>BNPL</b>	Burrup Nitrates Propriety Limited
<b>CEMP</b>	Construction Environmental Management Plan
<b>ERMP</b>	Emergency Response Management Plan
<b>ERT</b>	Emergency Response Team



	<b>TAN BURRUP PROJECT</b>	02080	
	<b>EMERGENCY RESPONSE MANAGEMENT PLAN (Construction Environmental Management Plan)</b>	PAGE 7 OF 38	
	2-250-329-PRO-TRE-0113	REV.: 02	

<b>FESA</b>	Fire and Emergency Services Authorities
<b>HSE</b>	Health, Safety and Environment
<b>HO</b>	Home Office (central CONTRACTOR offices in Madrid)
<b>ISBL</b>	Inside Battery Limits
<b>LTD</b>	Limited
<b>MAE</b>	Major Accident Event
<b>PTY</b>	Propriety
<b>TAN</b>	Technical Ammonium Nitrate
<b>YPFPL</b>	Yara Pilbara Fertilizers Proprietary Limited

#### **4. DEVELOPMENT**

This Construction Emergency Response Management Plan shall be reviewed, updated and distributed to all concerned parties on a periodic basis and whenever any change, modification, new instructions or new requirements occur (such as changes of muster points, emergency response team members, etc).

In compliance with Commonwealth Approval conditions, any revision of this Management Plan shall be submitted for the Minister's written approval. The new approved revision will then have to be implemented on site.

	<b>TAN BURRUP PROJECT</b>	02080	
	<b>EMERGENCY RESPONSE MANAGEMENT PLAN (Construction Environmental Management Plan)</b>	PAGE 8 OF 38	
	2-250-329-PRO-TRE-0113	REV.: 02	

#### 4.1 ERMP Objective



The main objective of this procedure is to ensure a systematic plan exists that can quickly mobilise resources and effectively coordinate them so that an emergency is dealt with in an efficient and effective manner by means of:

- ✓ identifying personnel involved in managing emergencies, their roles and duties and the way they operate together.
- ✓ ensuring that everyone is able to respond should any emergency situation take place.
- ✓ minimizing the risk posed to personnel, environment and equipment.
- ✓ mitigation of environmental impacts of an emergency.
- ✓ restoring the site and its activities to a normal state as soon as possible after the emergency.
- ✓ monitoring and rehabilitation of affected environments.
- ✓ addressing any actions required to assist in the management of environmental or safety incidents / emergencies arising from adjacent facilities that may have impact on the plant area.
- ✓ ensuring emergency response, training, development and planning is facilitated.
- ✓ ensuring plan and actions taken under it are analysed and reviewed for feedback.

#### 4.2 Organization: Roles and Responsibilities

An appropriate and effective emergency response management shall be guaranteed by means of an organized emergency response structure and detailed and well defined roles and responsibilities. An Emergency Response Team shall be designated, assigned and properly trained so as to ensure any emergency situation will be dealt with in the most effective manner. This ERT will be commanded by the Emergency Marshall (only one person shall assume the role of marshall and will normally be CONTRACTOR HSE Manager) and it shall include members of CONTRACTOR and all SUBCONTRACTORS' organizations.



	<b>TAN BURRUP PROJECT</b>	02080	
	<b>EMERGENCY RESPONSE MANAGEMENT PLAN (Construction Environmental Management Plan)</b>	PAGE 9 OF 38	
	2-250-329-PRO-TRE-0113	REV.: 02	

CONTRACTOR Site Manager, together with CONTRACTOR HSE Manager and SUBCONTRACTORS representatives will designate the Emergency Response Team members and made them known to the entire workforce during toolbox talks or specific meetings.



Whenever any emergency occurs, CONTRACTOR HSE Manager and the HSE Manager of the respective Subcontractor will be automatically the Emergency Marshall and his Deputy. CONTRACTOR Site Manager will be the main person to provide instructions and directions for major emergency scenarios. In his absence, the most senior person in the organization will assume his responsibilities. He is responsible for adopting adequate measures and issuing the order for evacuation in accordance with the Emergency Response Management Plan.

CONTRACTOR Site Management and Subcontractors' Site Management shall maintain continuous contact during an emergency situation and until the emergency is absolutely controlled and the all clear signal is given to ensure adequate coordination and handling of the emergency.

#### **4.2.1 CONTRACTOR Site Manager**

His main responsibilities regarding this Emergency Response Management Plan shall be:

- To support and ensure correct implementation and follow up of the procedure at TAN Burrup site area.
- Ensure the site organization is always prepared to handle an emergency.
- Ensure all necessary means and resources for emergency communications are provided, available and in good working condition.
- Support the Site HSE Manager on the performance of his duties as Emergency Marshall.

	TAN BURRUP PROJECT	02080	
	<b>EMERGENCY RESPONSE MANAGEMENT PLAN (Construction Environmental Management Plan)</b>	PAGE 10 OF 38	
	2-250-329-PRO-TRE-0113	REV.: 02	

#### 4.2.2 CONTRACTOR Construction Manager



His main responsibilities regarding this Emergency Response Management Plan shall be:

- To be in charge of the communication with COMPANY as required. Construction Manager shall be informed exclusively by field personnel belonging to CONTRACTOR organization, in order to avoid crossed information especially in the early stages of the emergency.
- To assist Site Manager to all possible actions in order to ensure effective coordination between all involved parties.
- To facilitate all drill performance as required.

#### 4.2.3 CONTRACTOR Site HSE Manager

He shall be designated as Emergency Marshall and therefore, his main responsibilities are the following:

- To command the emergency response and coordinate every action in an effective manner.
- To evaluate the level and nature of the emergency situation and proceed with the basic steps and/or instructions in conjunction with the instructions from the Site Manager (in line with the Authority line defined in this procedure).
- To develop and maintain instructions for:
  - ✓ Head counting in assembly points.
  - ✓ Alarm testing.
  - ✓ Test of communication means.
  - ✓ Evacuation of personnel.
  - ✓ Resources call outs (COMPANY Emergency Response Team).
- To coordinate and ensure evacuation of workers to the Emergency Assembly Area whenever necessary.
- To develop and maintain rosters for personnel on call.
- To ensure emergency response resources are available, maintained and in good working condition.



	<b>TAN BURRUP PROJECT</b>	02080	
	<b>EMERGENCY RESPONSE MANAGEMENT PLAN (Construction Environmental Management Plan)</b>	PAGE 11 OF 38	
	2-250-329-PRO-TRE-0113	REV.: 02	

- To provide orientation and training to all personnel and to ensure SUBCONTRACTOR trains his workforce.
- To maintain and update this Management Plan as necessary.
- To conduct frequent inspections on site, related to the Emergency Response Management Plan and direct appropriate corrective actions.
- To ensure this Emergency Response Management Plan is cascaded down to SUBCONTRACTORS, vendors and visitors.
- To organize, schedule, plan and arrange periodic drills and issue effectiveness reports.
- To audit and monitor this Plan implementation.
- Conduct or arrange sessions to disseminate relevant information related to the emergency and lessons learned so as to avoid reoccurrence.

#### **4.2.4 SUBCONTRACTOR HSE Manager / Officer**

His main responsibilities are to:

- Ensure the implementation and adherence of this Emergency Response Management Plan, report violations and/or non-compliance issues to CONTRACTOR HSE Manager and his Site Manager for immediate corrective actions.
- Assist SUBCONTRACTOR Site Manager in the general supervision of HSE matters.
- Audit and monitor of due implementation of the Emergency Response Management Plan.
- Conduct frequent inspections on site, with CONTRACTOR Site HSE Manager related to the Emergency Response Management Plan and direct appropriate corrective actions.
- Ensure adequate resources have been assigned evacuation duties and provide the necessary training for them to perform duties in the event of evacuation.
- Ensure adequate resources have been assigned for “first-response” fire fighting Team.
- Provide orientation to all team members of the requirements of this Plan.
- Organize, coordinate and directly participate in the Emergency Response Management Plan training activities on site.

	<b>TAN BURRUP PROJECT</b>	02080	
	<b>EMERGENCY RESPONSE MANAGEMENT PLAN (Construction Environmental Management Plan)</b>	PAGE 12 OF 38	
	2-250-329-PRO-TRE-0113	REV.: 02	

- Lead and coordinate the site Emergency Response Team and Fire Fighting Team regarding its area and its workers; organize training and collaborate in any emergency drill mock activities.



#### 4.2.5 Employees

All workers' duties may be summarized as follows:

- Know, understand and comply with the Construction Emergency Response Management Plan.
- Report any emergency situation they might encounter.
- Contact and inform their immediate Supervisor whenever unsure of the instructions for Emergency Response Management Plan tasks given to them.
- Follow instructions of any supervisor, security staff or emergency team member within the Emergency Response Management Plan.
- Do not hinder any emergency/incident activity, taking care of fellows until help arrives on the place.

In addition to this site organization for ensuring a correct emergency response management, CONTRACTOR will establish necessary arrangements and provisions to be able to quickly call out labour outside normal working hours to perform any task needed to cope with an unplanned event happened in the site when no work is being performed.

In any emergency scenario that may arise during Construction activities' performance, including damage to units or in case of pollution, COMPANY reserves the right to take over, at its sole discretion, the control and management of all associated operations. Furthermore, in the event that an emergency could potentially impact the off-site areas a COMPANY Site Response Team may be called upon and will take the lead of the response management. In such a case, CONTRACTOR emergency response team will support COMPANY as required and provide all necessary help, resources and action.

	TAN BURRUP PROJECT	02080	
	<b>EMERGENCY RESPONSE MANAGEMENT PLAN (Construction Environmental Management Plan)</b>	PAGE 13 OF 38	
	2-250-329-PRO-TRE-0113	REV.: 02	

### 4.3 Emergency Scenarios



This plan addresses how to proceed and how CONTRACTOR shall deal with any of the following unplanned events in case they take place:

- ✓ Fire and/or explosion on site
- ✓ Accident on site (medical emergency)
- ✓ Chemical spills and/or unplanned releases
- ✓ Traffic accidents
- ✓ Damage to production facility infrastructures (referred to neighboring operating plant)
- ✓ Neighbor operating plant emergency
- ✓ Security threat
- ✓ Strike
- ✓ Tropical cyclonic events
- ✓ Lightning strike
- ✓ Dangerous goods on site
- ✓ Mechanical damage to equipment and infrastructure

#### 4.3.1 Fire on site

Whenever a fire is seen by a worker, management team, visitor or any other people, the following shall be done:

- The witness shall report to his immediate Supervisor or closest emergency team member about the fire. Supervisor will activate this Emergency Response Management Plan.
- COMPANY shall be immediately notified by CONTRACTOR Site Manager of such event.



	<b>TAN BURRUP PROJECT</b>	02080	
	<b>EMERGENCY RESPONSE MANAGEMENT PLAN (Construction Environmental Management Plan)</b>	PAGE 14 OF 38	
	2-250-329-PRO-TRE-0113	REV.: 02	

- Supervisor shall immediately notify CONTRACTOR Site Manager and HSE Manager who will raise the local “stop work alarm” with manual megaphone or any other available mean on the zone and onsite fire team shall mobilize to the location so as to fight the fire using the equipment available at the scene.
- All work permits in that area are cancelled and become invalid.
- Inform/evacuate everybody working in the nearest vicinity to safe area if necessary.
- First witness may try to deal with the fire by fighting and containing it if properly trained and it's safe to do so using immediate resources (using the fire extinguisher present on the area). Do not attempt to extinguish gas fires. ALWAYS REMEMBER YOUR OWN SAFETY COMES FIRST.
- Evacuation of the zone and use of additional emergency response resources will be evaluated and used as deemed necessary (equipment and personnel).
- Monitoring of affected area looking for residual potential fires prior to ensuring all fire threats have disappeared.
- Complete suffocation of the fire.
- Depending on the Emergency Marshal assessment, if the fire rises or seems to potentially become uncontrollable, CONTRACTOR shall call FESA for further actions.
- Once the fire has been completely extinguished and the all clear signal has been given, all personnel at the muster points may return to the site to work safely.

### ***Environmental management of the emergency***

Smoke and particle emissions to the atmosphere due to the fire are not likely to be controlled but environmental management of this kind of emergency situation shall involve:

- Containing the fire to a limited area.
- Prompt suffocation of the fire so as to minimize air emissions and air quality contamination.
- Adequate disposal of the waste generated during the fire.

	<b>TAN BURRUP PROJECT</b>	02080	
	<b>EMERGENCY RESPONSE MANAGEMENT PLAN (Construction Environmental Management Plan)</b>	PAGE 15 OF 38	
	2-250-329-PRO-TRE-0113	REV.: 02	



- Monitoring of the impact searching biological or physical degradation that may lead to further negative effects.
- Remediate and/or rehabilitate the affected area.

Once the work and activities have been restored, CONTRACTOR shall issue a report as per section 4.11 and disseminate information for avoiding re-occurrence.

#### **4.3.2 Accidents on site (medical emergency)**

On seeing an accident happen or a person unconscious or lying on the ground injured, assess the situation and proceed according with the following steps:

- Raise the alarm immediately by informing your supervisor or closest emergency team member.
- CONTRACTOR shall be notified just after the medical services so that they can secure the area in order to avoid evidence from being modified or destroyed.
- Do not approach or touch the injured person without considering the presence of toxic gases or harmful chemical or electrical power cables nearby.
- Do not attempt to move injured person unless they are exposed to increased danger by keeping them in the affected area (possible neck or back injury).
- Remove the injured person from any immediate danger whilst maintaining your own safety.
- Make every effort to make the injured person safe and comfortable until medical help arrives at the scene.
- Administer first aid if you are trained and certified to do so.
- After assessing the situation, medical personnel will evaluate the severity and decide if the patient requires to be evacuated to Hospital or not. An ambulance with driver is foreseen for this transportation.
- In the event of multiple injuries, COMPANY shall be immediately informed and emergency shall be executed under the direction of the senior medical personnel present.

	<b>TAN BURRUP PROJECT</b>	02080	
	<b>EMERGENCY RESPONSE MANAGEMENT PLAN (Construction Environmental Management Plan)</b>	PAGE 16 OF 38	
	2-250-329-PRO-TRE-0113	REV.: 02	

In case the incident involves collapse or heat stroke, first aid service shall be called immediately. Even though heat stroke may develop gradually, often the symptoms are not recognized until it is a medical emergency. If you are the affected worker:



- ✓ rest in a cool, shaded area until help arrives.
- ✓ rehydrate the body by drinking plenty of fluids (such as water or sports drinks) that can help to replace some of the electrolytes and salt lost through sweating.
- ✓ do not drink alcohol or caffeine. Remove or loosen clothing for comfort.

In case the incident is caused by an electrical shock turn off the power wherever safe (at circuit breaker panel or fuse box if possible) and make sure the victim receives immediate medical attention according to the following:

- ✓ If the affected person lost consciousness or is thrown by the shock, immediately call the ambulance and medical services and check their breathing and heartbeat. It is important for a witness to the accident to accompany the victim to hospital, so as to be able to provide as much information as possible.
- ✓ If the affected person remains held by the current or is still in contact with it do not touch the victim. You might get a shock, too. Disengage the victim from the electric current by cutting the power at the source or by using a nonconductive object to free the victim from the energy source without touching him or her directly. Then, immediately call the ambulance and medical services. It is important for a witness to the accident to accompany the victim to hospital, so as to be able to provide as much information as possible.
- ✓ If the victim is unconscious, has stopped breathing or has no detectable pulse after being released from the current, immediately call the ambulance and medical service and, if capable, perform cardiopulmonary resuscitation (CPR) until the ambulance arrives. A severe electric shock may cause cardiac arrest. But if the heart is uninjured, CPR can be extremely effective.
- ✓ For severe burns, cut away any surrounding clothing and cover the burns with a sterilized dressing if available.

Once the event is under control and/or finished, report the emergency as per section 4.11 of this ERMP.



	<b>TAN BURRUP PROJECT</b>	02080	
	<b>EMERGENCY RESPONSE MANAGEMENT PLAN (Construction Environmental Management Plan)</b>	PAGE 17 OF 38	
	2-250-329-PRO-TRE-0113	REV.: 02	

#### 4.3.3 Chemical spills and /or unplanned releases



Any spill or release, both of hazardous and/or non hazardous material shall be immediately reported and controlled by following these steps in order to minimize environmental impact:

- The witness shall report the spill or release to his CONTRACTOR Supervisor or closest emergency team member who shall activate this Emergency Response Management Plan.
- Isolate the source as soon as possible and contain affected area immediately. Remember the chemical should be dealt with appropriately as recommended in MSDS.
- Inform/evacuate everybody working in the nearest vicinity to safe area if required.
- Stop all hot work and cancel all work permits in that area.
- Proceed to the nearest muster points as directed by the Emergency Marshall and wait for further instructions.
- In dealing with the spill or release use proper PPE as required.
- Use only non-sparking tools and equipment for dealing with the emergency if it's flammable environment.
- Do not touch damaged containers or spilled material without proper PPE.
- Monitor the area of impact looking for residual concentrations of spilled and/or released substance, for any biological response to the event and for any physical response such as degradation of any kind.
- Remediate and/or rehabilitate the affected area.
- All minor spills shall be immediately collected and the incident reported to CONTRACTOR who shall monitor the impact searching for the spill or release further effects.

Once the work and activities have been restored, CONTRACTOR shall issue a report as per section 4.11 and disseminate information for avoiding re-occurrence.

#### 4.3.4 Traffic accident

All traffic incidents occurred in the site shall be reported, including possible mobile equipment and machinery rolling over.



	<b>TAN BURRUP PROJECT</b>	02080	
	<b>EMERGENCY RESPONSE MANAGEMENT PLAN (Construction Environmental Management Plan)</b>	PAGE 18 OF 38	
	2-250-329-PRO-TRE-0113	REV.: 02	

- Witness or involved driver shall inform its Supervisor or nearby ERT member immediately.
- Impact shall be promptly assessed for further action.
- If there is an injured person, proceed as per section 4.3.2 of this ERMP.
- If there is a fire or potential explosion, proceed as per section 4.3.1.
- In case the accident involved a spill or release, proceed as per section 4.3.3.
- Should the area or road have to remain closed and not available for any reason, inform security personnel, first aid and/or medical services and site manager for adequate traffic management. Post signs to warn of the situation.
- Monitor for additional impacts or effect prior to considering the emergency finished.
- Remediate and rehabilitate the affected area by cleaning all residual bits or products.
- Investigate the incident for root causes and report issuance.
- Issue a report as per section 4.11 and disseminate information for avoiding re-occurrence and enforcing traffic safety awareness.

#### **4.3.5 Damage to production infrastructures**

In the event that an onsite emergency affects the neighbouring plant, COMPANY and YPFPL shall be immediately notified for them to activate their own Emergency Management Response Plan. CONTRACTOR and its personnel shall then be available and collaborate in anything as required.

Should an unplanned event occur while working inside neighbouring facilities YPFPL and COMPANY shall be immediately notified. Steps and actions to be carried out by CONTRACTOR and its SUBCONTRACTORS personnel shall be according to YPFPL Emergency Response Plan and always in coordination with their team and under their instructions.

	<b>TAN BURRUP PROJECT</b>	02080	
	<b>EMERGENCY RESPONSE MANAGEMENT PLAN (Construction Environmental Management Plan)</b>	PAGE 19 OF 38	
	2-250-329-PRO-TRE-0113	REV.: 02	

Once the event is under control and/or finished, report the emergency as per section 4.11 of this ERMP.

#### **4.3.6 Neighbour Operating Plant Emergency**

In the event and emergency arises in the neighbouring plant (YPFPL) that may affect the TAN BURRUP site area, YPFPL will notify CONTRACTOR Site Management by radio or phone (whichever so established when site activities begin). In such case, COMPANY and YPFPL personnel shall command this emergency situation and CONTRACTOR and its SUBCONTRACTORS' personnel will follow all instructions given at every moment, providing any kind of help as required.



In case an evacuation is needed, section 4.7 of this ERMP shall be followed unless otherwise indicated.

Once the work and activities have been restored, CONTRACTOR shall issue a report as per section 4.11 and disseminate information for sharing lessons learned.

#### **4.3.7 Security threat**

In case a security breach is identified or an external emergency threat occurs, the emergency shall be managed as follows:

- Witness shall inform immediately to its supervisor and/or closest ERT member.
- Situation has to be analyzed and assessed to decide how to react.
- A security ERT may be called upon if deemed necessary.
- Should a theft have occurred, a thorough investigation shall be carried out by HSE Manage, Site Manager and involved SUBCONTRACTORS to find out the causes, means and corrective measures to prevent it from happening again.
- The Police shall be informed and all help and collaboration to their investigation shall be provided.

	<b>TAN BURRUP PROJECT</b>	02080	
	<b>EMERGENCY RESPONSE MANAGEMENT PLAN (Construction Environmental Management Plan)</b>	PAGE 20 OF 38	
	2-250-329-PRO-TRE-0113	REV.: 02	

- In case an external threat of explosive or terrorist act is acknowledged, the Police and FESA will be immediately called upon and evacuation procedure will be followed. COMPANY shall be also promptly informed of this issue.



Once the emergency is over, CONTRACTOR shall issue a report including only non-confidential information (due to the kind of emergency and threat) and disseminate information amongst the workforce.

#### **4.3.8 Cyclonic events**

The PROJECT specific Cyclone Management Plan addresses all roles and responsibilities of CONTRACTOR site team in order to ensure that, when the cyclone season starts, all necessary precautions and measures have been put in place. Main actions and different alert stages are described therein.

In the event a cyclone happened during the performance of Construction, Pre-Commissioning or Commissioning activities, all provisions set forth in the Cyclone Management Plan will be followed, external help and Emergency Management Response Team will be supporting any action.

Government provides a coordinated response to tropical cyclones because it requires the assistance of a wide range of combat agencies and support organizations each with its own statutory responsibilities. The “STATE TROPICAL CYCLONE EMERGENCY MANAGEMENT PLAN” outlines all actions and roles to be followed and assumed by each party. CONTRACTOR and its SUBCONTRACTORS shall follow Emergency Marshall instructions to evacuate the site leaving it behind in safe conditions (equipment and machinery turned off, engines turned off, cranes in safe position, etc).

	<b>TAN BURRUP PROJECT</b>	02080	
	<b>EMERGENCY RESPONSE MANAGEMENT PLAN (Construction Environmental Management Plan)</b>	PAGE 21 OF 38	
	2-250-329-PRO-TRE-0113	REV.: 02	

#### **4.3.9 Lightning strike**

Lightning strikes can produce immediate death or severe injuries that usually result in deep burns at point of contact, being thrown or falling down. The most important preventive measure to adopt whenever you hear thunder and you find yourself at lightning strike risk is to seek shelter immediately (inside a building or vehicle – without touching any metal part). In case there are no safe spaces nearby, bend into a crouching position until there is a break in the storm.

If you see a worker that has been stroke by lightning, call the medical service and ambulance immediately. If required, proceed to cardiorespiratory resuscitation until help arrives. It may save worker's life.



#### **4.3.10 Dangerous goods on site**

Dangerous goods that may be required to be used during activities performed at site shall be dealt with following all measures established and described in the Construction Hazardous Materials Management Plan. No hazardous material will be introduced in the site without written approval and prior providing full information and recommendation on handling, using and storing the product as per Material Safety Data Sheets (MSDS).

In case any incident or misuse of a dangerous good occurs, MSDS instructions shall be followed at any time. If the chemical or dangerous good results in a medical emergency, it shall be dealt with according to section 4.3.2 of this Plan and in case it results in a spill or leak, according to section 4.3.3.

#### **4.3.11 Mechanical damage to equipment and infrastructure**

In case any mechanical damage to equipment or infrastructure occurs while performing any construction activities, CONTRACTOR Site Manager shall be immediately notified. Manufacturer shall be called if required to ensure no safety device has been affected and to certify normal operating conditions are restored after reparation (if needed).

	<b>TAN BURRUP PROJECT</b>	02080	
	<b>EMERGENCY RESPONSE MANAGEMENT PLAN (Construction Environmental Management Plan)</b>	PAGE 22 OF 38	
	2-250-329-PRO-TRE-0113	REV.: 02	

During Pre-Commissioning and Commissioning activities, any mechanical damage that may lead to chemical release or spill shall be dealt with as an emergency situation during which all safety precautions shall be taken into account. Response actions will be carried out as per section 4.3.3 and according to what described in MSDS, using appropriate PPE and ensuring workers' health and safety is not compromised at any moment. In addition to this, no environmental impact shall be allowed by implementing all established preventive actions and using response kits available. Should any environmental impact happen, it will be minimized and dealt with immediately to contain affected area and avoid further impact.

Once the work and activities have been restored, CONTRACTOR shall issue a report as per section 4.11 and disseminate information for avoiding re-occurrence.

CONTRACTOR and SUBCONTRACTOR Management and all workers will be familiar with these Plans and their Procedures and shall collaborate with COMPANY in any kind of help which may be requested should an emergency occur.



#### **4.4 Communication during an Emergency**

Anyone who identifies witnesses or is the first person to see an emergency scenario shall proceed to immediately report it to its supervisor or closest ERT member personally or by using the established means (radio channel or mobile phone numbers).

- Emergency event communication

In reporting the emergency event, be as precise as possible and make sure you provide, at least, the following information in a clear and understandable way:

- ✓ Your name and location.
- ✓ Exact location of the emergency scenario.

	TAN BURRUP PROJECT	02080	
	EMERGENCY RESPONSE MANAGEMENT PLAN (Construction Environmental Management Plan)	PAGE 23 OF 38	
	2-250-329-PRO-TRE-0113	REV.: 02	

- ✓ Kind of emergency being reported.
- ✓ Whether or not there are people injured or affected.
- ✓ Number of people injured or affected.
- ✓ Kind of assistance required.
- ✓ Your contact details.

The responsible person for receiving the message shall acknowledge receipt and confirm understanding of the emergency message before hanging up the phone or finishing radio communication.

**REMEMBER:**

***Give assistance only if it is safe to do so.***



***Only attempt to deal with the emergency if you are properly trained to do so.***

***If you are not involved in the emergency, stay out of the area and wait for instructions.***

- Emergency response instructions

Emergency Response Team and, in particular, Emergency Marshall shall ensure that, during the emergency, instructions are clearly understood and are complied with so as not to pose additional risks during the course of the emergency situation management.

- ✓ Keep your communications simple.
- ✓ One message at a time, simply and directly stated, is more likely to be heard and understood.
- ✓ Use specific language to explain what you mean so that you leave no room for misinterpretation.
- ✓ Promote face-to-face communication wherever feasible to ensure receiver of information clearly understands message and no additional risks appear.

	<b>TAN BURRUP PROJECT</b>	02080	
	<b>EMERGENCY RESPONSE MANAGEMENT PLAN (Construction Environmental Management Plan)</b>	PAGE 24 OF 38	
	2-250-329-PRO-TRE-0113	REV.: 02	

- External help

FESA will be mobilized, at least, in all cases when:

- ✓ the fire threatens life and/or property;
- ✓ the event is likely to become uncontrollable using site available means and resources;
- ✓ the entrapment is likely to require cutting of machinery or equipment.

POLICE shall be called in case a major security breach happens or under any other circumstances in which Site Manager might consider necessary.

- External communication



Any third party that may require contacting the site, such as DPA, Landcorp, any member of the public, police or YPFPL shall communicate with CONTRACTOR Site HSE Manager on his e-mail address or directly to its mobile phone for urgent matters.

- STOP work alarm

All emergency notifications shall be made by radio channel and / or mobile phone as well as using a megaphone. The designated Emergency Marshall (CONTRACTOR Site HSE Manager) will use radio channel and/or megaphone if available to say twice: “*STOP WORK – STOP WORK – STOP WORK – this is an emergency*”. At that moment, all radio communications will be stopped except for the emergency instruction until de ALL CLEAR signal is given.

In case evacuation to muster points is required, the words “*EVACUATION – EVACUATION – EVACUATION*” will be heard and all personnel shall go over to the established muster point.



	<b>TAN BURRUP PROJECT</b>	02080	
	<b>EMERGENCY RESPONSE MANAGEMENT PLAN (Construction Environmental Management Plan)</b>	PAGE 25 OF 38	
	2-250-329-PRO-TRE-0113	REV.: 02	

- ALL CLEAR signal

When the emergency is over and under control the designated Emergency Marshall (CONTRACTOR Site HSE Manager) will give the ALL CLEAR signal by using radio channel and/or megaphone if available to say twice: “*ALL CLEAR – ALL CLEAR – ALL CLEAR – safe to go back to work*”. From that moment on, all communications will be restored and workers shall normally proceed to do what they were doing, always checking working conditions are still safe or have been restored.

- OFFSITE ALARM

In case a site emergency scenario may affect YPFPL or the public services have to be noticed of any situation that may affect the population, CONTRACTOR Site Manager shall notify immediately by radio and / or mobile phone to the so designated personnel.

#### **4.5 Actions to be Taken “In Case of an Emergency”**



##### GENERAL ACTIONS

Upon receiving notification of the emergency, HSE Manager, as the designed Emergency Marshal, shall:

- Constitute the emergency response team.
- Establish no radio communications shall be used except for ER purposes.

In order to ensure the appropriate actions are taken and the emergency dealt with in the best possible way, ERT shall try to find out, as soon as possible just after the emergency has been called out, the following information:

- Potential effects that may happen due to the incident.
- Other dangerous goods in the vicinity.
- Other involved personnel.

	TAN BURRUP PROJECT	02080	
	<b>EMERGENCY RESPONSE MANAGEMENT PLAN (Construction Environmental Management Plan)</b>	PAGE 26 OF 38	
	2-250-329-PRO-TRE-0113	REV.: 02	

- Size of the spill or leakage.
- Presence of any stormwater drains, streams, rivers or other waterways nearby.
- Extent of damage to vehicles, tanks, containers of dangerous goods involved in incident.
- Nature of the terrain and accessibility to the incident site for help to arrive ASAP.
- Weather or other environmental conditions ie: wind direction, rain, extreme heat.
- Additional useful information.

Ensure that any risk to the public and surrounding environment is as low as reasonably practicable and complies with acceptable standards.



If an emergency event occurs:

- Contain emissions that may lead to environmental or public harm during an emergency.
- Mitigate the environmental or public health impacts of an emergency.
- Monitor and rehabilitate affected environments subsequent to an emergency event.

***Do remember that the best way to handle an emergency  
is to prevent it from happening.***

#### **4.6 Emergency Resources**

The success of emergency response action relies upon having available all necessary human and material resources. Human resources are those described in section 4.2 *Roles y Responsibilities*. Material necessary resources will be therefore put in place and provided by CONTRACTOR and its SUBCONTRACTORS, as well as maintained and inspected as required.

	<b>TAN BURRUP PROJECT</b>	02080	
	<b>EMERGENCY RESPONSE MANAGEMENT PLAN (Construction Environmental Management Plan)</b>	PAGE 27 OF 38	
	2-250-329-PRO-TRE-0113	REV.: 02	

YPFPL emergency team can be called upon in special cases where more than normal CONTRACTOR emergency team and resources are required. In such scenario, YPFPL will operate under CONTRACTOR command.

#### **4.6.1 Fire fighting**

During construction activities, no fire fighting system will be running and so resources shall be placing fire extinguishers wherever a potential fire may start, such as hot works, equipment and tools ran by engines, fuel storing areas, painting storing areas, all SUBCONTRACTORS containers and warehouses, temporary facilities and, in general, fire extinguishers shall be spread all around the site construction area.



These extinguishers shall be located, maintained and inspected as per applicable Australian standards and statutory regulations.

Posters and signs warning of fire potential risk, hot works areas and fuel storing areas shall be posted and installed wherever required. Additionally, awareness campaigns will be promoted and carried out on a continuous basis.

#### **4.6.2 Medical attention**

Basic medical attention will be managed by using first aid kits available at different site locations properly identified and at all temporary facilities areas.

First aid facilities will be available for providing all possible medical care which doesn't require hospital. An ambulance fully equipped and driver will be onsite during all times when works are being performed.

	<b>TAN BURRUP PROJECT</b>	02080	
	<b>EMERGENCY RESPONSE MANAGEMENT PLAN (Construction Environmental Management Plan)</b>	PAGE 28 OF 38	
	2-250-329-PRO-TRE-0113	REV.: 02	

#### 4.6.3 Chemical emergency



Chemical spills will be dealt with by appropriate personnel using the specific spill kits located in different stations at site areas as deemed necessary. Specific chemicals storing areas and vehicles transporting hazardous chemicals shall be provided with spill kits as required. All these areas and kits shall be properly identified and signaled and will be maintained and inspected on a regular basis to ensure effectiveness of the kit at any time.

The above describe resources as well as a well trained and organized ERT and appropriate basic training to all workers together with specific training for first aid attention, fire fighting and chemical spill management will be the best tool to achieve emergency response success.

#### 4.7 Evacuation Procedure

In the event of an emergency requiring evacuation, notification will be given by speaker, megaphone or a “stop work alarm” and, from that moment on, all workers must follow these steps:

- All work will be stopped at once.
- All construction equipment shall be shut down and vehicles and engines turned off.
- Any non-alerted worker shall be notified of the situation and of how to proceed.
- The wind direction shall be checked by observing the windsock.
- All men will evacuate without delay to the predetermined assembly point (do not panic) taking the safe route either crosswind or upwind.
- Assist in evacuation if requested to do so.
- Ensure that your visitor/customers follow the evacuation procedures.
- Roll call will be taken and all men will be accounted for.
- Wait for instructions from the Emergency Marshall.
- Follow instructions, if further evacuation is required.

	<b>TAN BURRUP PROJECT</b>	02080	
	<b>EMERGENCY RESPONSE MANAGEMENT PLAN (Construction Environmental Management Plan)</b>	PAGE 29 OF 38	
	2-250-329-PRO-TRE-0113	REV.: 02	

- Nobody will return to work until the ALL CLEAR sign is heard and you are given notification that it is safe to do so.

#### 4.7.1 Emergency Assembly Areas

Emergency Assembly Areas (muster points) may be different depending on the kind of emergency or the weather conditions. As a minimum, the following muster points shall be known by all workers:



- Emergency Assembly Areas for the TAN BURRUP site (see plot plan in attachment 01 – for specific location) **HOLD**
- General Emergency Assembly Area in case BFPL emergency takes place (see plot plan in attachment 01 –for specific location) **HOLD**
- Outside Emergency Assembly Area (see plot plan in attachment 01 –for specific location) **HOLD**
- Additional Emergency Assembly Areas will be determined if deemed necessary.

The location of these assembly areas will be known by all workers and plot plans identifying them shall be posted where visible throughout the site.

All assembly areas and muster points shall be kept clear and visible at all times. Changes to the location of assembly areas will be made as necessary in line with findings from drill practices or changing construction activities' requirements (due to modules transportation and erection, roads closing, etc).

#### 4.7.2 Head Counting

To guarantee that every person is evacuated during the emergency situation, the Management must ensure that all personnel registered as being in the area are accounted for. That means not only workers or supervisors but also visitors, delivery personnel, vendors, etc. Designed personnel shall be responsible for the proper head count of all staff.

	TAN BURRUP PROJECT	02080	
	<b>EMERGENCY RESPONSE MANAGEMENT PLAN (Construction Environmental Management Plan)</b>	PAGE 30 OF 38	
	2-250-329-PRO-TRE-0113	REV.: 02	

SUBCONTRACTORS will be responsible for the accounting of all their personnel and that of their Vendors and Suppliers. Their report has to be collected by a Muster Point Coordinator to be nominated for each SUBCONTRACTOR and who will pass all input figures to the SUBCONTRACTOR HSE Manager for revision against security system data.

CONTRACTOR shall be responsible for its own personnel and will also review figures against the existing security system data.

Visitors shall be a responsibility of their hostesses.



In the event that a missing person is identified through the head count process at the muster points, the concerned supervisor shall undertake the following steps:

- Identify the missing person.
- Identify the missing person work group team leader.
- Ascertain the activity of the missing person.
- Determine the location of the missing person immediately prior to the emergency evacuation requirement.
- Notify Emergency Marshall who shall inform COMPANY when clear determination of the location and condition of the missing person is made.

#### **4.7.3 Post Emergency Evacuation**

All personnel shall stay in the Emergency Assembly Area and must observe the following:

1. Smoking is prohibited in the Emergency Assembly Area.
2. Follow instructions or advice from the Emergency Marshall.
3. Stay alert and pay attention to the instructions from the Emergency Marshall.

	<b>TAN BURRUP PROJECT</b>	02080	
	<b>EMERGENCY RESPONSE MANAGEMENT PLAN (Construction Environmental Management Plan)</b>	PAGE 31 OF 38	
	2-250-329-PRO-TRE-0113	REV.: 02	

4. Wear PPEs at all times (including evacuation masks as requested).
5. Observe silence at all times.
6. Stay calm.

#### **4.7.4 Emergency Controlled**



Once the ERT has made sure the emergency is completely over and there is no risk, the Emergency Marshal shall state the end of the situation and the all clear sound or signal shall be given.

When the “all clear” signal is given the emergency will be considered controlled and therefore the site area safe to resume interrupted activities. Only then workers will be allowed to go back to the work areas or the offices and to continue with the work that was being performed at the moment when the alarm sound.

In order to ensure normal activity starts in safe working conditions, the following issues must be observed:

1. Walk calmly back to the work areas or offices.
2. Inspect any equipment or work area that may have been altered prior to recommencing works.
3. Take into account new work permits may be required to be issued.
4. Pay attention and stay alert: new instructions may be given.

Employees and contractors shall not place themselves at risk of injury when conducting an investigation or while working at the occurrence site during a recovery operation and shall take necessary precautions to stay safe every moment.

	<b>TAN BURRUP PROJECT</b>	02080	
	<b>EMERGENCY RESPONSE MANAGEMENT PLAN (Construction Environmental Management Plan)</b>	PAGE 32 OF 38	
	2-250-329-PRO-TRE-0113	REV.: 02	

#### 4.8 Training

All workers and management involved in the project will be made aware of this Plan by means of appropriate training sessions organized and promoted by CONTRACTOR HSE Manager as part of the site HSE Training Program. Visitors, Vendors and Suppliers shall also be made aware of the basics of this Emergency Response Management Plan so that they are able to react properly should an emergency happen while they are in the site.



CONTRACTOR shall ensure that appropriate emergency planning and training is carried out for all phases of the project. The main steps to be followed in case an emergency arises shall be included in the HSE Induction training session for new employees, specific courses and refreshing sessions as deemed necessary. ERT members will undertake an additional specific training course. In line with this, specialized sessions will be organized for fire fighters and first aiders. Periodic drills shall be conducted to determine the effectiveness of the training and alertness of the employees on site.

CONTRACTOR shall also acquaint all employees with any relevant local existing arrangements for dealing with all emergency situations. A copy of main emergency response instructions shall be posted in different locations across the site where they shall be clearly visible (i.e. site offices, canteen facilities, first aid station, changing rooms).

All workers shall be properly trained and, therefore, in case of emergency they will be expected to be able to do the following:

- If you are the first person to identify and emergency situation, raise the alarm by reporting the emergency.
- Do not panic. Keep calm.
- Deal with the emergency if it is safe to do so.
- Remember your safety comes first.
- Proceed to evacuate the area following the Emergency Marshall instructions when necessary.



	<b>TAN BURRUP PROJECT</b>	02080	
	<b>EMERGENCY RESPONSE MANAGEMENT PLAN (Construction Environmental Management Plan)</b>	PAGE 33 OF 38	
	2-250-329-PRO-TRE-0113	REV.: 02	

- Where the assembly areas are located and when to use which.
- Who are the designed workers that compose the ERT.
- Never ignore an emergency alarm.

#### **4.9 Drills**

Regular drills shall be conducted to verify the effectiveness of the Emergency Response Management Plan, the alertness of ERT and workers and to train personnel to execute emergency procedures.



These scheduled drills may be global or partial, related to any of the different scenarios (local fire, accident, spill, partial evacuation, etc) so that all potential emergencies are mocked in order to identify possible breaches. A detailed analysis of drill results and findings will lead to identifying preventive and corrective measures to avoid real emergency situations' effects.

There shall be written reports of these drills carried out by CONTRACTOR's site rescue teams and findings will be discussed and solved during HSE Meetings.

#### **4.10 Emergency Investigation and Report**

Any incident leading to an emergency response action of any kind shall be reported and summarized in a formal Emergency Incident Report which shall provide as much information as necessary to ensure full understanding of what happened. This report is the result of an investigation carried out to find and identify the root causes of the emergency so as to implement preventive and corrective measures and to solve existing deviations or breaches to avoid reoccurrence.

The investigation shall be commanded by CONTRACTOR Site Manager in coordination and collaboration with CONTRACTOR Site HSE Manager. They shall be responsible for organizing and summoning up an internal investigation team composed of properly skilled and experience personnel who will be capable of finding basic and root causes of the

	<b>TAN BURRUP PROJECT</b>	02080	
	<b>EMERGENCY RESPONSE MANAGEMENT PLAN (Construction Environmental Management Plan)</b>	PAGE 34 OF 38	
	2-250-329-PRO-TRE-0113	REV.: 02	

incident that led to the emergency. During all the investigation procedure, CONTRACTOR shall ensure all evidence is preserved and taken care of should it be required by a further investigation. In addition to this, CONTRACTOR Site Management will assist external agencies in the event a statutory investigation is conducted.

As a minimum, the report will include the following information:

- ✓ Emergency event detailed description (date, time, exact location, detailed description of what happened, witnesses, involved personnel, consequences and impacts).
- ✓ Detailed summary of management of response and corrective measures implemented.
- ✓ Root cause(s) that led to the unplanned event.
- ✓ Established steps and measures implemented to avoid reoccurrence.
- ✓ Improvement opportunities identified to be implemented.
- ✓ Conclusions, comments or additional information as required.
- ✓ Attachments (including available evidence, pictures, plot plans, witness statements, etc).



This Report shall be disseminated amongst the workforce and all management levels so as to ensure lessons learned and measures to prevent reoccurrence are known and implemented by all involved personnel.

#### **4.11 Emergency Contact Numbers**



To be detailed when construction works start and all personnel is properly designed and contact details are available.

Complete NAME	ERT Position	Ph. number	e-mail adress
TBD	Emergency Marshall (CONTR. HSE Manager)		
TBD	Emerg. Marshall Deputy (CONTR. _____)		
TBD	COMPANY Emergency Representative		
TBD	YPFPL Emergency Contact		
TBD	SUBCONTRACTOR Emergency Represent.		
TBD	SUBCONTRACTOR Emergency Represent.		
TBD	SUBCONTRACTOR Emergency Represent.		
TBD	Muster Point Coordinator		
TBD	Ambulance		
TBD	Fire Fighting coordinator		
TBD	Nurse		
TBD	First Aiders		
TBD	First Aiders		

External Service	Ph. number	e-mail address
<b>GENERAL EMERGENCY</b>	<b>000</b>	
FESA	000	
Police		
Ambulance St. John's		

	<b>TAN BURRUP PROJECT</b>	02080	
	<b>EMERGENCY RESPONSE MANAGEMENT PLAN (Construction Environmental Management Plan)</b>	PAGE 36 OF 38	
	2-250-329-PRO-TRE-0113	REV.: 02	

Medical Centre Karratha		
Nikoi Bay Hospital Karratha	089143233	
DEC	08918202000	
Worksafe	0891850900	

	<b>TAN BURRUP PROJECT</b>	02080	
	<b>EMERGENCY RESPONSE MANAGEMENT PLAN (Construction Environmental Management Plan)</b>	PAGE 37 OF 38	
	2-250-329-PRO-TRE-0113	REV.: 02	



## 5. REFERENCES

### 5.1 CLIENT SPECIFICATIONS AND PROCEDURES

<b>Document Code</b>	<b>Document Title</b>
N/A	Public Environmental Review (PER) and Attachment G
N/A	BNPL Works approval (15/07/2011)
N/A	Commonwealth Approval letter from DEC (14/09/2011)
N/A	State of WA Statement No. 870 (07/07/2011)
Appendix D-6	HES Requirements during Construction & Fabrication

### 5.2 LEGISLATION

- Occupational Safety and Health Act 1984
- Environmental Protection Act 1986.
- Occupational Safety and Health Regulations, 1996, version 07-f0-00 of 26 may 2010 (WA).
- Dangerous Goods Safety Act 2004 (WA).
- Fire and Emergency Services Authority of Western Australia Act 1998
- Fire Brigades Act 1942
- Emergency Services Levy Act 2002
- Emergency Management Act 2005

	<b>TAN BURRUP PROJECT</b>	02080	
	<b>EMERGENCY RESPONSE MANAGEMENT PLAN (Construction Environmental Management Plan)</b>	PAGE 38 OF 38	
	2-250-329-PRO-TRE-0113	REV.: 02	

### 5.3 PROJECT RELEVANT HSE PROCEDURES

<b>Document Code</b>	<b>Document Title</b>
2-250-329-PRO-TRE-0111	Construction Environmental Management Plan
2-250-329-PRO-TRE-0110	Construction Site HSE Management Plan
2-250-329-PRO-TRE-0126	Cyclone Management Plan